
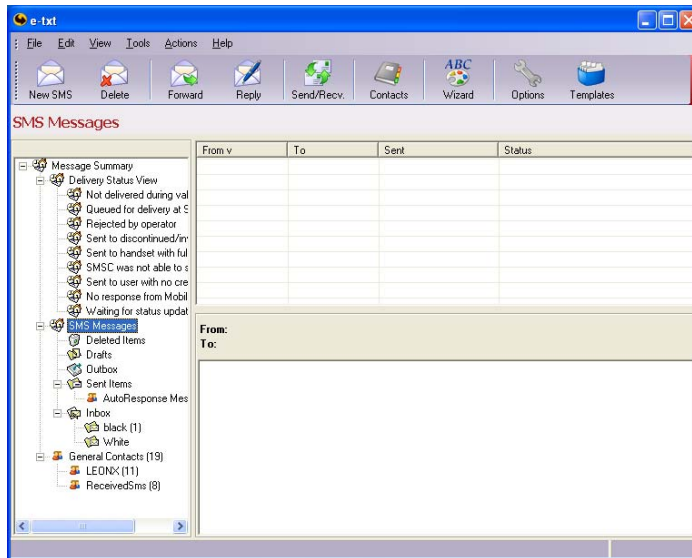
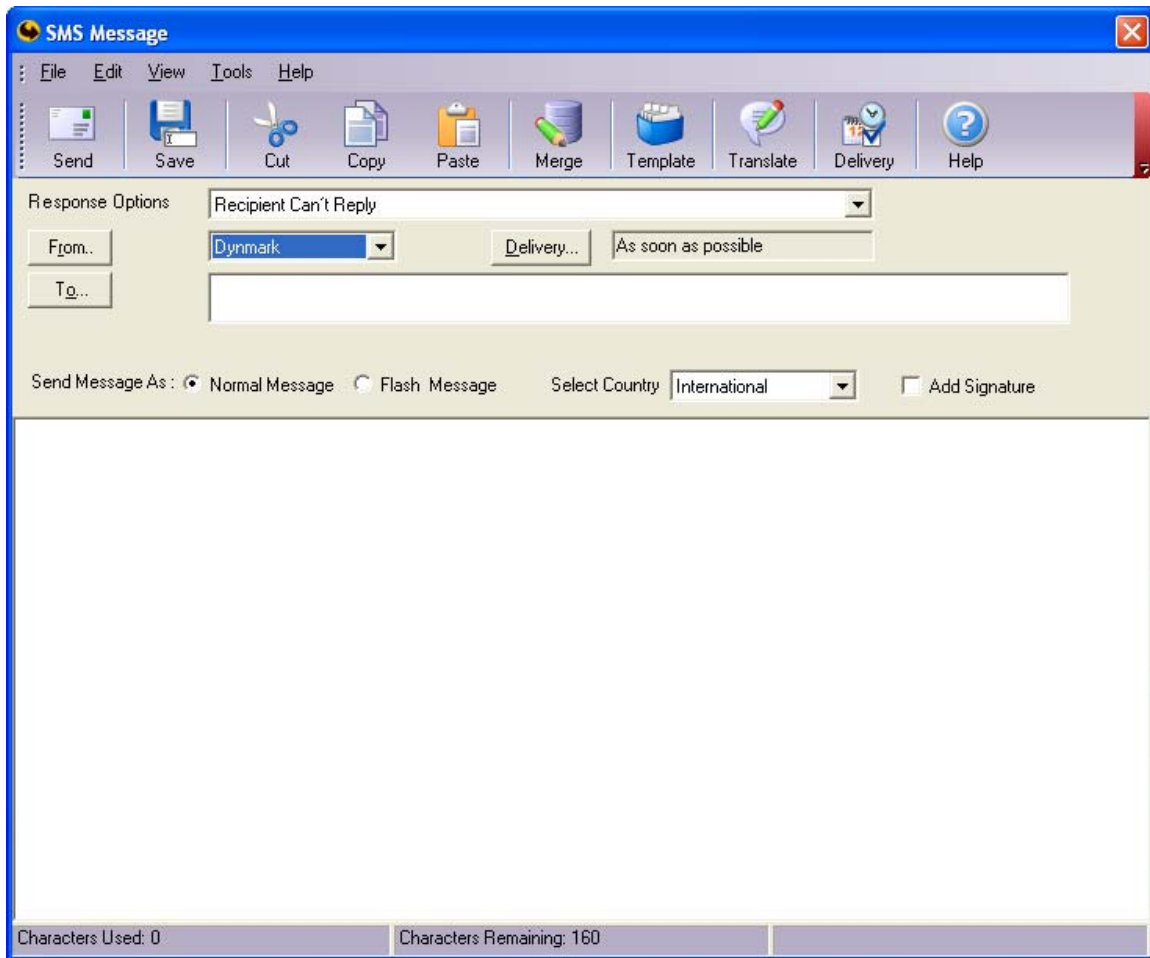


## How to send a text message to 1 person

1. Open e-txt™ by clicking on the  icon on your desktop or selecting **Start | Programs | e-txt | e-txt**.
2. Ensure that the SMS Message **Main toolbar** is displayed by having a message folder selected in the **Main Navigation Tree** (If a **Contacts** folder is selected the Main Toolbar changes dynamically to the **Contacts Toolbar**).



3. Click on **New SMS** (top left icon) to open a new SMS Message window.



We won't go into details of the options at this stage, so just type the mobile number (in International format, e.g. 447974193783 for UK) in the 'To' field, and a test message in the big content box.

Note the Characters Used and Characters Remaining counts at the bottom of the screen. These are **VERY** important, since if you ignore them, you could send 2 messages instead of one to lots of people by mistake

Press the Send icon at top left, and wait for the mobile to sound!

There are lots more details to sending messages, and they will be handled in separate guides.